

Fund Update for the Conservative Fund Year ended 31 March 2021

This update was first made publicly available on 30 June 2021.

What is the purpose of this update?

This document tells you how the Conservative Fund has performed and what fees were charged. The document will help you to compare the fund with other funds. Dairy Industry Superannuation Scheme Trustee Limited prepared this update in accordance with the Financial Markets Conduct Act 2013. This information is not audited and may be updated.

Description of this fund

The Conservative Fund invests in 25% growth assets (equities and real assets) and 75% income assets (fixed interest and cash). The investment objective for the Conservative Fund is to achieve average returns of 1% p.a. over rolling five-year periods after tax, investment-related fees and inflation (NZ CPI).

Total value of the fund	\$58,634,805
Number of investors in the fund	404
The date the fund started	1 April 2003

What are the risks of investing?

Risk indicator for the Conservative Fund



The risk indicator is rated from 1 (low) to 7 (high). The rating reflects how much the value of the fund's assets goes up and down. A higher risk generally means higher potential returns over time, but more ups and downs along the way.

To help you clarify your own attitude to risk, you can seek financial advice or work out your risk profile at www.sorted.org.nz/tools/investor-kickstarter.

Note that even the lowest category does not mean a risk-free investment, and there are other risks that are not captured by this rating.

This risk indicator is not a guarantee of a fund's future performance. The risk indicator is based on the returns data for the five years ended 31 March 2021. While risk indicators are usually relatively stable, they do shift from time to time. The risk indicator will continue to be updated in future fund updates.

See the product disclosure statement (PDS) for more information about the risks associated with investing in this fund.

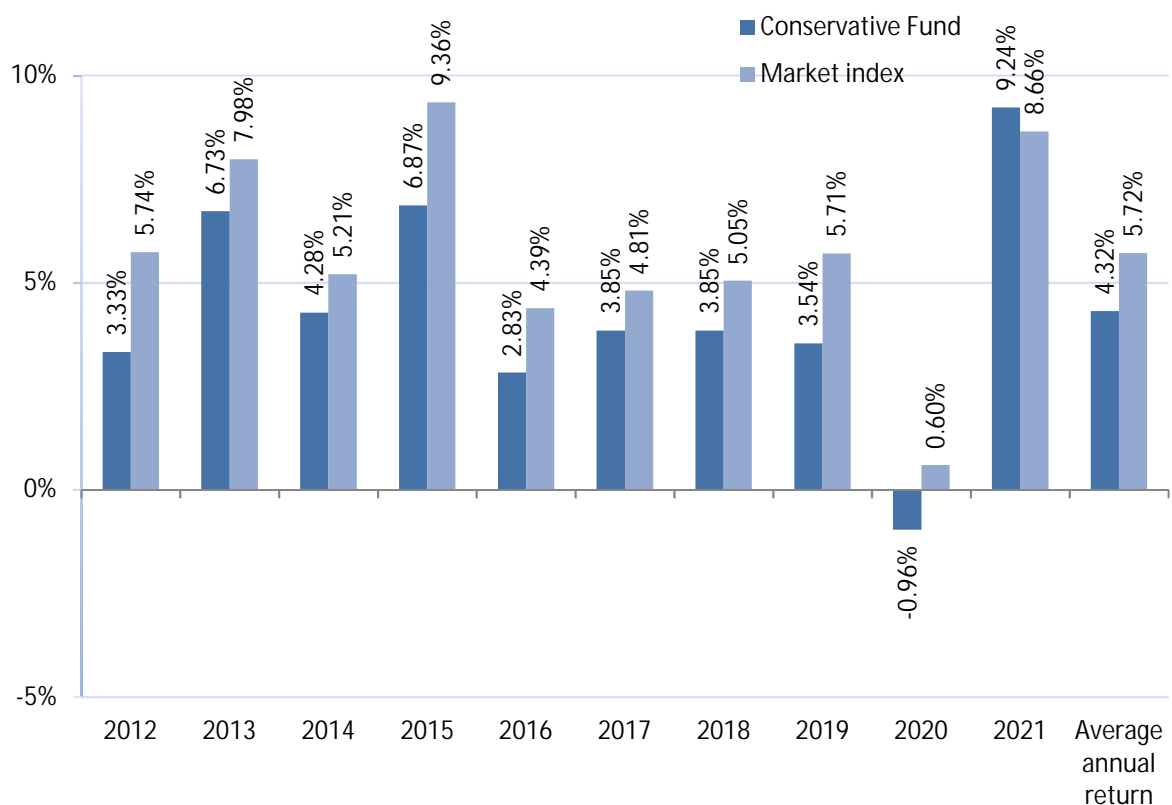
How has the fund performed?

	Average over past 5 years	Past year
Annual return (after deductions for charges and tax)	3.85%	9.24%
Annual return (after deductions for charges but before tax)	4.57%	9.41%
Market index annual return (reflects no deduction for charges and tax)	4.93%	8.66%

The market index return is the strategic asset allocation weighted benchmark index return for the Fund, where the benchmark indices are defined in the Statement of Investment Policy and Objectives.

Further information about the market index is available on the offer register at www.disclose-register.companiesoffice.govt.nz.

Annual return graph



This shows the return after fund charges and tax for each of the last 10 years ending 31 March. The last bar shows the average annual return for the last 10 years, up to 31 March 2021.

Important: This does not tell you how the fund will perform in the future.

What fees are investors charged?

Investors in the Conservative Fund are charged fund charges. In the year to 31 March 2021 these were:

	% of net asset value
Total fund charges	0.87% ¹
Which are made up of:	
Total management and administration charges	0.87% ¹
Including -	
Manager's basic fee	0.00%
Other management and administration charges	0.87% ¹
Total performance-based fees	0.00%
Other charges	Dollar amount per investor or description of how charge is calculated
N/A	N/A

Investors may also be charged individual action fees for specific actions or decisions (for example, for withdrawing from or switching funds). See the 'Fees' section of the 'Other Material Information' document on the offer register at www.disclose-register.companiesoffice.govt.nz for more information about those fees.

Small differences in fees and charges can have a big impact on your investment over the long term.

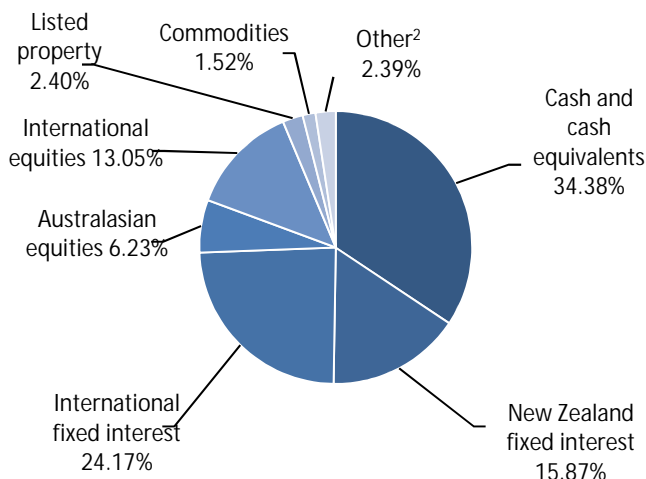
Example of how this applies to an investor

Mary had \$10,000 in the fund at the start of the year and did not make any further contributions. At the end of the year, Mary received a return after fund charges were deducted of \$941.00 (that is 9.41% of her initial \$10,000). Mary paid \$0.00 in other charges. This gives Mary a total loss after tax of \$924.00 for the year.

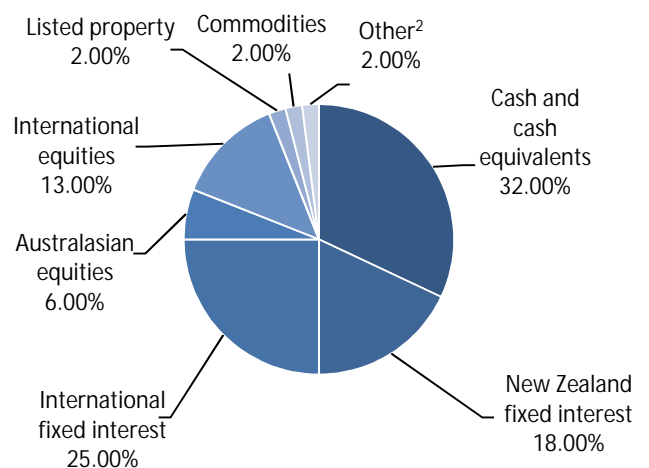
What does the fund invest in?

This shows the types of assets that the fund invests in.

Actual investment mix



Target investment mix



Top 10 investments

Asset name	% of fund net assets	Type	Country	Credit rating
ANZ Wholesale NZ Cash Fund	19.78	Cash and cash equivalents	NZ	N/A
Russell Global Bond Fund	16.26	International fixed interest	NZ	N/A
AMP Capital NZ Cash Fund	14.60	Cash and cash equivalents	NZ	N/A
Harbour Core NZ Fixed Interest Fund	8.06	New Zealand fixed interest	NZ	N/A
Mercer Global Absolute Return Bond Fund	7.91	International fixed interest	NZ	N/A
AMP Capital NZ Fixed Interest Fund	7.81	New Zealand fixed interest	NZ	N/A
AMP Capital Core Global Shares Fund (Hedged)	5.55	International equities	NZ	N/A
AMP Capital Core Global Shares Fund	5.08	International equities	NZ	N/A
Nikko Core Equity Fund	3.22	Australasian equities	NZ	N/A
Harbour Australasian Equity Fund	3.01	Australasian equities	NZ	N/A

The total value of the above 10 individual assets is 91.27% of the net asset value of the fund.

Currency hedging

Currency hedging can apply to some of the asset classes this fund invests in. At 31 March 2021, the level of currency hedging for international equities was 49.2%. The level is managed between 40% and 60% and may change over time.

Other global assets classes (international fixed interest and real assets³), target a 90-110% net of tax hedge to the New Zealand dollar. For more information refer to the statement of investment policy and objectives which is available from www.disclose-register.companiesoffice.govt.nz and the Documents and Forms page of www.dairysuper.co.nz

Key personnel

Name	Current position	Time in current position	Previous or other current position (if relevant)	Time in previous or other position
Tim McGuinness	Chair of Trustee Board	14 years and 4 months	Professional Trustee (Current position)	15 years and 0 months
Bruce Kerr	Licensed Independent Trustee	6 years and 3 months	Professional Trustee (Current position)	20 years and 3 months
David Scobie	Investment Consultant, Mercer	18 years and 5 months	Senior Analyst, The Treasury	4 years and 9 months
Ronan McCabe ³	Chief Investment Officer, Mercer (N.Z.) Limited	0 years and 4 months	Head of Portfolio Management (Pacific), Mercer (Australia) Limited	2 years and 3 months
Andrew Bascand	Managing Director, Harbour Asset Management	11 years and 5 months	Portfolio Manager, Alliance Bernstein	11 years and 1 month

Further information

You can also obtain this information, the PDS for the Dairy Industry Superannuation Scheme, and some additional information from the offer register at www.disclose-register.companiesoffice.govt.nz or on the Documents & Forms page of www.dairysuper.co.nz or by calling the Scheme helpline 0800 355 900.

Notes

¹Insurance premiums make up 0.37% of these charges, with the balance being made up of the other types of fees and expenses disclosed in the Scheme's PDS.

²This category consists of Global Listed Infrastructure assets.

³Ronan McCabe has not been named in the previous fund update for the Conservative Fund.